

1. Demonstrate mature technique of striking using a serve.
2. Explain and demonstrate the concept of spin and rebound.



Table Tennis

Name _____

Date _____

Period _____

1. Assess your own ability to demonstrate the correct technique and outcome for the forehand serve during practice or gameplay. (Basic, Proficient, Advanced) Explain your reasoning

2. Describe the characteristics of each spin shot.

Topspin:

A. *How to produce topspin:*

B. *Length of time in the air (compared to a no spin shot):*

Backspin:

A. *How to produce backspin:*

B. *Length of time in the air (compared to a no spin shot):*

Side Spin:

A. *How to produce sidespin:*

3. Use the circles below to **label** and **draw** the spin and rebound lines.




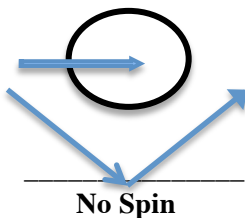
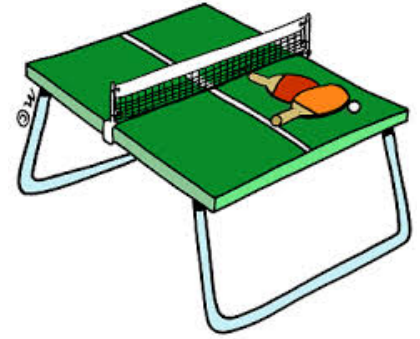


Table Tennis Rules



Scoring:

- Games are played to 11 points. You must win by 2 points.
- Matches can consist of 3, 5, or 7 games.

Serving:

- The serve alternates with each player serving twice until the game is over.
- If the score is 10-10, then the serve alternates back and forth every point until one person wins by 2 points.
- **THE SERVER MUST DO THE FOLLOWING:**
 - ✓ Ball must lay in servers open palm of their hand
 - ✓ Ball must be above the table height, and behind the end line
 - ✓ Ball must be thrown straight up at least 6" (net height for reference)
 - ✓ Ball must be contacted on the way down
 - ✓ The serve must contact the server's side first, pass over the net, and land on the opponent's side.
 - ✓ During the serve, if the ball touches the net but is otherwise a good serve, a **LET** is called and the serve is repeated.

A point is awarded when any of the following occurs:

- Your opponent fails to make a good serve or you fail to make a good return
- Your return shot doesn't hit the opponents table
- The ball bounces twice on the table before you can return it
- Your opponents strikes the ball twice while returning it
- Your opponent moves the table
- Your opponent's free hand touches the surface of the table

Doubles Rules:

- You and your partner must always alternate hitting shots

Doubles Serve:

- At the beginning of the match, you will decide who serves first and your opponents will decide who receives first. You must keep this order throughout the entire match. This means you will always serve to the same person!
- The serve will always be taken from the right court and served into the opponents right court
- The rotation of who serves goes as follows:
 - You serve twice
 - The receiver of your serve will serve twice
 - Your partner will serve twice
 - The partner of the original receiver serves twice
- Remember, you will always alternate like this!

Serve Assessment

Name _____

Date _____ Period _____

Each group consists of 4 students; 1 server, 2 recorders (share responsibilities) and 1 retriever.

- The server will serve 5 times from the right service box into the left service box.
- The recorders will "X" out what the server did correctly. Record the total score. One recorder will watch the set up (prior to contact) and the other will watch the outcome.
- The retriever will gather and return served balls.
- Rotate responsibilities after each server is finished.

ASSESSMENT 1

Serve Technique	#1	#2	#3	#4	#5	Total Score
Handshake grip, non-dominant foot forward						/5
Ball starts in palm of open hand - above table						/5
Ball tossed straight up at least 6"						/5
Contact is made on way down & behind the end line of the table						/5
Ball bounces in their service box first						/5
Clears net						/5
Lands in diagonal service court						/5
Produces spin on the serve						/5

Advanced _____

Proficient _____

Basic _____

Below Basic _____

ASSESSMENT 2

Serve Technique	#1	#2	#3	#4	#5	Total Score
Handshake grip, non-dominant foot forward						/5
Ball starts in palm of open hand - above table						/5
Ball tossed straight up at least 6"						/5
Contact is made on way down & behind the end line of the table						/5
Ball bounces in their service box first						/5
Clears net						/5
Lands in diagonal service court						/5
Produces spin on the serve						/5

Advanced _____

Proficient _____

Basic _____

Below Basic _____

Serve Assessment

Name _____

Date _____ Period _____

Each group consists of 4 students; 1 server, 2 recorders (share responsibilities) and 1 retriever.

- The server will serve 5 times from the right service box into the left service box.
- The recorders will "X" out what the server did correctly. Record the total score. One recorder will watch the set up (prior to contact) and the other will watch the outcome.
- The retriever will gather and return served balls.
- Rotate responsibilities after each server is finished.

ASSESSMENT 3

Serve Technique	#1	#2	#3	#4	#5	Total Score
Handshake grip, non-dominant foot forward						/5
Ball starts in palm of open hand - above table						/5
Ball tossed straight up at least 6"						/5
Contact is made on way down & behind the end line of the table						/5
Ball bounces in their service box first						/5
Clears net						/5
Lands in diagonal service court						/5
Produces spin on the serve						/5

Advanced _____

Proficient _____

Basic _____

Below Basic _____

ASSESSMENT 4

Serve Technique	#1	#2	#3	#4	#5	Total Score
Handshake grip, non-dominant foot forward						/5
Ball starts in palm of open hand - above table						/5
Ball tossed straight up at least 6"						/5
Contact is made on way down & behind the end line of the table						/5
Ball bounces in their service box first						/5
Clears net						/5
Lands in diagonal service court						/5
Produces spin on the serve						/5

Advanced _____

Proficient _____

Basic _____

Below Basic _____

